


PANDORA



 DEL CONCA



PANDORA

Pensata per i cultori delle pavimentazioni continue, i grandi formati di Pandora si propongono come soluzione del prossimo futuro ad una richiesta di completa integrazione nell'architettura. Realizzata in 3 formati e in 3 tonalità differenti, Pandora è la serie ideale per donare a grandi spazi, commerciali e abitativi, stile ed eleganza.

Designed for lovers of continuous flooring, Pandora's large sizes are the solutions of the near future, meeting the demand for complete integration with a project's architecture. In 3 formats and 3 different shades, Pandora is the perfect series to bring style and elegance to large spaces, both commercial and residential.















HPA 10 Rett.
80x180 cm 32x71 in
156




HPA 10 Rett.
40x180 cm 16x71 in
156



HPA 10 Rett.
80x80 cm 32x32 in
101



Mosaico / HPA 10
40x40 cm 16x16 in
293



Muretto / HPA 10
30x60 cm 12x24 in
293

Pezzi Speciali Special Pieces • Formteile • Pièces spéciales



Battiscopa Rett. / HPA 10
7x80 cm 2⁵/₈x32 in
Bullnose
Sockelleiste
Plinthes
028



Gradone Lineare Rett. / HPA 10
33x120 cm 13x48 in
Step
Stufe
Nez de marche
342



Gradone Lineare Rett. / HPA 10
33x80 cm 13x32 in
Step
Stufe
Nez de marche
150



Gradone Angolare Rett. / HPA 10
33x33 cm 13x13 in
Corner step
Eckstufe
Nez de marche angulaire
128

Su richiesta, il Gradone Lineare, può essere realizzato fino ad una misura massima di 33x180 cm
Upon request the linear step can be manufactured up to a maximum size of 33x180 cm


Auf Anfrage ist die Stufe bis zu einer Größe von maximal 33x180 cm lieferbar
Sur demande le nez de marche peut être fabriqué jusqu'à une dimension maximale de 33x180 cm



HPA 5 Rett.
80x180 cm 32x71 in
156



HPA 5 Rett.
40x180 cm 16x71 in
156



HPA 5 Rett.
80x80 cm 32x32 in
101



Mosaico / HPA 5
40x40 cm 16x16 in
293



Muretto / HPA 5
30x60 cm 12x24 in
293

Pezzi Speciali Special Pieces • Formteile • Pièces spéciales



Battiscopa Rett. / HPA 5
7x80 cm 2⁵/₈x32 in
Bullnose
Sockelleiste
Plinthes
028



Gradone Lineare Rett. / HPA 5
33x120 cm 13x48 in
Step
Stufe
Nez de marche
342



Gradone Lineare Rett. / HPA 5
33x80 cm 13x32 in
Step
Stufe
Nez de marche
150



Gradone Angolare Rett. / HPA 5
33x33 cm 13x13 in
Corner step
Eckstufe
Nez de marche angulaire
128

Su richiesta, il Gradone Lineare, può essere realizzato fino ad una misura massima di 33x180 cm
Upon request the linear step can be manufactured up to a maximum size of 33x180 cm

Auf Anfrage ist die Stufe bis zu einer Größe von maximal 33x180 cm lieferbar
Sur demande le nez de marche peut être fabriqué jusqu'à une dimension maximale de 33x180 cm



HPA 8 Rett.
80x180 cm 32x71 in
156



HPA 8 Rett.
40x180 cm 16x71 in
156



HPA 8 Rett.
80x80 cm 32x32 in
101



Mosaico / HPA 8
40x40 cm 16x16 in
293



Muretto / HPA 8
30x60 cm 12x24 in
293

Pezzi Speciali Special Pieces • Formteile • Pièces spéciales



Battiscopa Rett. / HPA 8
7x80 cm 2⁵/₈x32 in
Bullnose
Sockelleiste
Plinthes
028



Gradone Lineare Rett. / HPA 8
33x120 cm 13x48 in
Step
Stufe
Nez de marche
342



Gradone Lineare Rett. / HPA 8
33x80 cm 13x32 in
Step
Stufe
Nez de marche
150



Gradone Angolare Rett. / HPA 8
33x33 cm 13x13 in
Corner step
Eckstufe
Nez de marche angulaire
128

Su richiesta, il Gradone Lineare, può essere realizzato fino ad una misura massima di 33x180 cm
Upon request the linear step can be manufactured up to a maximum size of 33x180 cm

Auf Anfrage ist die Stufe bis zu einer Größe von maximal 33x180 cm lieferbar
Sur demande le nez de marche peut être fabriqué jusqu'à une dimension maximale de 33x180 cm



Box

Package	80x180	40x180	80x80
Pieces	1	2	2
Mq.	1,44	1,44	1,28
Kg.	31,48	31,40	28,16



Pallet 82x182

Package	80x180	40x180	80x80
Boxes	30	44	40
Mq.	43,20	63,36	51,20
Kg.	944,40	1382,00	1126,40

SHADE VARIATION



SPESSORE

THICKNESS

STAERKE

ÉPAISSEUR

10,3 mm



RESISTENZA AL GELO

FROST RESISTANCE

FROSTBESTÄNDIGKEIT

RESISTANCE AU GEL

RESISTANT
ISO 10545.12



ASSORBIMENTO D'ACQUA

WATER ABSORPTION

WASSERAUFNAHME

ABSORPTION D'EAU

~0,1%
ISO 10545.3



CAMPO D'IMPIEGO CONSIGLIATO

RECOMMENDED USE

ANWEDUNGSBEREICH

PIECE D'EMPLOI CONSEILLÉE



RESISTENZA CHIMICA

CHEMICAL RESISTANCE

BESTÄNDIGKEIT GEGEN CHEMIKALIEN

RESISTANCE CHIMIQUE

GA
UNI EN ISO 10545.13
5
UNI EN ISO 10545.14



RESISTENZA ALLO SCIVOLAMENTO

SLIPPING RESISTANCE

RUTSCHFESTIGKEIT

FACTEUR DE RESISTANCE ANTIGLISSEMENT

DIN 51130
DIN 51097
ANSI 137.1 (DCOF)
BCRA

ASCIUTTO BAGNATO

DRY WET

TROCKEN NASS

SEC MOUILLE

R 10 - **B**
>0,40 **≥0,42**
>0,40 **>0,40**

SUPERFACE

Architetture senza confini
Limitless architectures
Grenzenlose Baukunst
Architectures sans frontières



Ceramica del Conca S.p.a.

Via Croce, 8 - 47832 San Clemente (RN) - Italy

Tel. (+378) 0549 996037 - Fax (+378) 0549 996038

www.delconca.com - info@delconca.com


Ceramics of Italy

